

INSULATED ROOF SYSTEM COMPONENTS CATALOG

Corporate Office

123 Oxmoor Road West • Birmingham, AL 35209
P.O. Box 59226 • Birmingham, AL 35259-9226
Telephone: 1/800/868-4100
Fax: (205) 945-4304

Mason-Columbia • 4B Sunbelt Court Columbia, SC 29203

Telephone: 1/866/649-3009 • Fax: (803) 461-6072

Mason-Dallas • 2080 McDaniel, Suite 125 Carrollton, TX 75006

Telephone: 1/800/756-2766 • Fax: (972) 247-7656

Mason-Kansas City • 1912 East 19th Street Kansas City, MO 64127

Telephone: 1/800/925-0291 • Fax: (816) 241-7314

Mason-Knoxville • 1487 Amherst Road, Suite B Knoxville, TN 37909


Telephone: 1/800/961-6266 • Fax: (865) 687-3841

Mason-Little Rock • 700 North Palm North Little Rock, AR 72114

Telephone: 1/800/611-5162 • Fax: (501) 955-2147

Mason-Raleigh • 1601 Lake Wheeler Road Raleigh, NC 27603

Telephone: 1/800/476-2593 • Fax: (919) 836-1944



INSULATED ROOF PANELS AND COMPONENTS

INSULATED ROOF PANELS



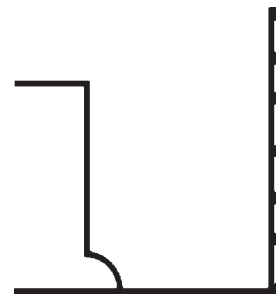
Composed of laminated polystyrene and aluminum sheets bonded together with an ICBO approved structural adhesive. Aluminum sheets are 3003-H16. The polystyrene (EPS) density = 1.0 PCF. Panel coverage: 4' wide X 3" thick and *2' wide by 3" thick (*Stocked in Raleigh only).

P105
DESCRIPTION: .024 aluminum
COLORS: *V-Ivory, W-White
LENGTHS: 10', 12', 14', 16' 18', 20, 24'
**Ivory stocked in Dallas location only*

P106
DESCRIPTION: .024 aluminum
COLORS: *V-Ivory, W-White
LENGTHS: 10', 12', 14', 16', 18', 20', 24' special order, in white only

FASCIA GUTTER

P257
DESCRIPTION: .058 extruded aluminum
 (6063-T6 alloy and temper)
Use with gutterless fascia.
COLORS: C-Clay, V-Ivory, W-White
LENGTHS: 24'



FASCIA, GUTTERLESS

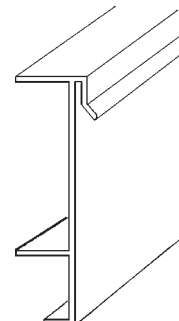
P259
DESCRIPTION: .050" extruded aluminum
 (6063-T6 alloy and temper)
Use with fascia gutter.
COLORS: C-Clay, V-Ivory, W-White
LENGTHS: 25'



DRIPEDGE FASCIA

P236
COLORS: C-Clay, K-Dark Bronze, W-White
LENGTHS: 25'

Use with any house gutter.



Mason-Birmingham (1-800-868-4100)
 Mason-Dallas (1-800-756-2766)
 Mason-Louisiana (1-800-753-4867)
 Mason-New Jersey (1-800-579-0551)

Mason-Raleigh (1-800-476-2593)
 Mason-Midwest (1-800-925-0291)
 Mason-Charlotte (1-800-396-3009)
 Mason-Tennessee (1-800-961-6266)

INSULATED ROOF PANELS AND COMPONENTS

FASCIA, GUTTERED

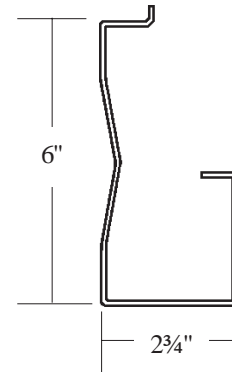
P240

DESCRIPTION: .050 roll formed aluminum

COLORS: B-Black, C-Clay, G-Colonial Gray,
K-Dark Bronze, L-Colonial Blue,
R-Brown, V-Ivory, W-White

LENGTHS: 20', 24', 30', 42'

Use with P370 outside corners, P380 panel receiver
and P549 gutter plug.



PANEL RECEIVER

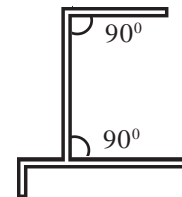
P380

DESCRIPTION: .050 extruded aluminum

Use to adapt roof panels to P240 fascia.

COLORS: W-White

LENGTHS: 24'



WALL HANGER

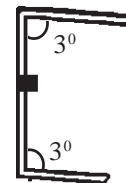
P381

DESCRIPTION: .050 extruded aluminum
with thermal break

COLORS: W-White

LENGTHS: 24'

Provides 5/8" slope per foot of projection.



U-CHANNEL

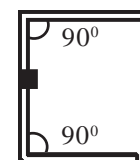
P382

DESCRIPTION: .050 extruded aluminum, with
thermal break.

*Use to mount roof panels to chimneys and other wall
protrusions.*

COLORS: W-White

LENGTHS: 24'



Mason-Birmingham (1-800-868-4100)
Mason-Dallas (1-800-756-2766)
Mason-Louisiana (1-800-753-4867)
Mason-New Jersey (1-800-579-0551)

Mason-Raleigh (1-800-476-2593)
Mason-Midwest (1-800-925-0291)
Mason-Charlotte (1-800-396-3009)
Mason-Tennessee (1-800-961-6266)

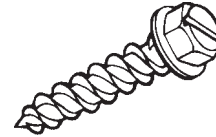
INSULATED ROOF PANELS AND COMPONENTS

INSTALLATION SCREW

A409

DESCRIPTION: #12-11 X 1½" slotted, indented, 5/16" hex washer head. Type AB zinc plated steel.

COLORS: A-Mill Finish



A410

DESCRIPTION: #12-11 X 2" slotted, indented, 5/16" hex washer head. Type A zinc plated steel.

COLORS: A-Mill Finish

Use to connect unit to wood structure.

Use T313 chuck.

STANDARD PACKAGE: 100 each

THRU-BOLT, COMPLETE

P410

DESCRIPTION: ¼" X 4" plated hex head bolt and nut with washers.

Use to attach roof panels to beam.

COLORS: A-Mill Finish



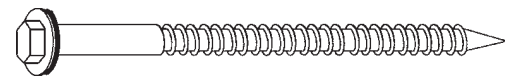
SCREW

P418

DESCRIPTION: ¼" X 4" lag bolt, with 7/16" hex head with 7/16" neoprene washer

Use to attach 3" insulated roof panels to Clearview and Panorama enclosure wall system or screen enclosure.

COLORS: A-Mill Finish



TEK® SCREW

H410

DESCRIPTION: #8-18 X ½" hex, plated

Use to attach P380, P381, P382 to roof panels and fascia gutter.

COLORS: C-Clay, K-Bronze, V-Ivory, W-White



Mason-Birmingham (1-800-868-4100)
 Mason-Dallas (1-800-756-2766)
 Mason-Louisiana (1-800-753-4867)
 Mason-New Jersey (1-800-579-0551)

Mason-Raleigh (1-800-476-2593)
 Mason-Midwest (1-800-925-0291)
 Mason-Charlotte (1-800-396-3009)
 Mason-Tennessee (1-800-961-6266)

INSULATED ROOF PANELS AND COMPONENTS

FASTENER BAR CLIP

P255

DESCRIPTION: .050 extruded aluminum clip,
1" X 3"

Use to stabilize top edge of P240 fascia gutter.

COLORS: A-Mill Finish



CORNER ANGLE

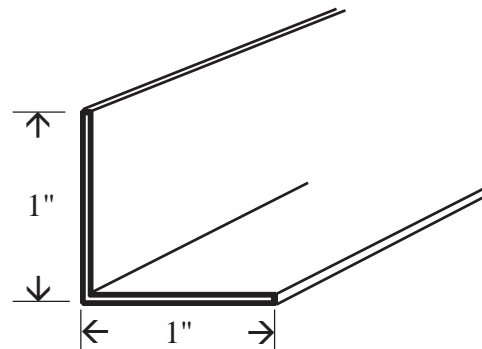
P301

DESCRIPTION: .038" X 1" X 1" X 6" long

COLORS: W-White

LENGTHS: 6" long

Use to connect gutter to false fascia.

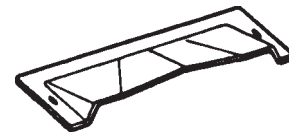


DRAIN CAPS

P521

DESCRIPTION: Stamped aluminum

COLORS: B-Black, C-Clay, G-Gray, K-Dark Bronze,
L-Light Blue, R-Brown, V-Ivory, W-White



WIDE FLANGE OUTLET TUBE

P624

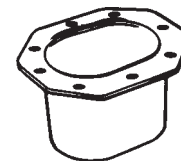
DESCRIPTION: 2" X 3" outlet

COLORS: A-Mill Finish

P623

DESCRIPTION: 3" X 4" outlet

COLORS: A-Mill Finish



Mason-Birmingham (1-800-868-4100)
Mason-Dallas (1-800-756-2766)
Mason-Louisiana (1-800-753-4867)
Mason-New Jersey (1-800-579-0551)


Mason-Raleigh (1-800-476-2593)
Mason-Midwest (1-800-925-0291)
Mason-Charlotte (1-800-396-3009)
Mason-Tennessee (1-800-961-6266)

INSULATED ROOF PANELS AND COMPONENTS

DOWNSPOUTS

P522

DESCRIPTION: 2" X 3" aluminum
COLORS: C-Clay, K-Dark Bronze, R-Brown,
 V-Ivory, W-White
LENGTHS: 10'



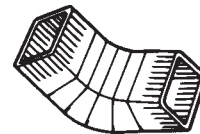
P532

DESCRIPTION: 3" X 4" aluminum
COLORS: W-White
LENGTHS: 10'

"A" STYLE ELBOWS

P523

DESCRIPTION: 2" X 3" aluminum
COLORS: C-Clay, K-Dark Bronze, R-Brown,
 V-Ivory, W-White



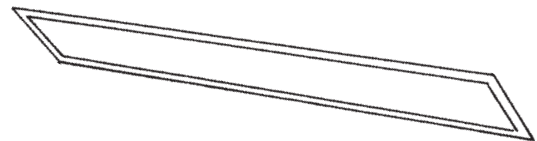
P533

DESCRIPTION: 2" X 4" aluminum
COLORS: K-Dark Bronze, V-Ivory

DOWNSPOUT STRAPS

P524

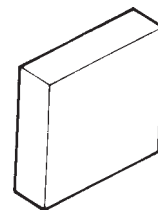
DESCRIPTION: Aluminum
For 2" X 3" downspouts.
COLORS: C-Clay, K-Dark Bronze, R-Brown,
 V-Ivory, W-White



GUTTER PLUG

P549

DESCRIPTION: Polystyrene
COLORS: W-White



Use to plug open end of P240 fascia.



Mason-Birmingham (1-800-868-4100)
 Mason-Dallas (1-800-756-2766)
 Mason-Louisiana (1-800-753-4867)
 Mason-New Jersey (1-800-579-0551)

Mason-Raleigh (1-800-476-2593)
 Mason-Midwest (1-800-925-0291)
 Mason-Charlotte (1-800-396-3009)
 Mason-Tennessee (1-800-961-6266)

INSULATED ROOF PANELS AND COMPONENTS

SILICONE SEALANT

P882

COLORS: Clear, Clay, Bronze, White

Use at all panel connections and at all screw and joint connections.



TAPE

P602

DESCRIPTION: Peel and seal tape (tar tape)

LENGTHS: 3" wide by 33½' per roll

Use to seal seams of insulated panels.



SPRAY PAINT

P860

DESCRIPTION: 4½ oz. spray paint can

COLORS: C-Clay, G-Gray, K-Dark Bronze,
L-Light Blue, R-Brown, V-Ivory, W-White

Use to touch up roll formed fascia.



Mason-Birmingham (1-800-868-4100)
Mason-Dallas (1-800-756-2766)
Mason-Louisiana (1-800-753-4867)
Mason-New Jersey (1-800-579-0551)

Mason-Raleigh (1-800-476-2593)
Mason-Midwest (1-800-925-0291)
Mason-Charlotte (1-800-396-3009)
Mason-Tennessee (1-800-961-6266)

ACCESSORIES

FASCIA, GUTTERLESS

P235

Use with P234 double gutter.

COLORS: K-Dark Bronze, W-White

LENGTHS: 25'



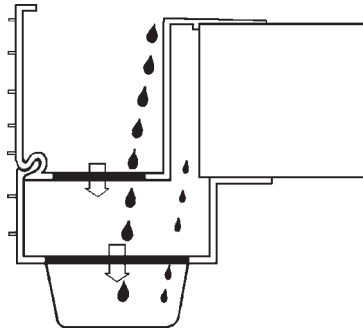
Stocked in Raleigh location only

DOUBLE GUTTER

P234

COLORS: K-Dark Bronze, W-White

LENGTHS: 24'



Stocked in Raleigh location only

P247

DESCRIPTION: .058 extruded aluminum
(6063-T6 alloy and temper)

Use with gutterless fascia.

COLOR: K-Dark Bronze

LENGTH: 24'



Stocked in Raleigh location only

P248

DESCRIPTION: .050" extruded aluminum
(6063-T6 alloy and temper)

Use with fascia gutter.

COLOR: K-Dark Bronze

LENGTH: 25'



Stocked in Raleigh location only



Mason-Birmingham (1-800-868-4100)
Mason-Dallas (1-800-756-2766)
Mason-Louisiana (1-800-753-4867)
Mason-New Jersey (1-800-579-0551)

Mason-Raleigh (1-800-476-2593)
Mason-Midwest (1-800-925-0291)
Mason-Charlotte (1-800-396-3009)
Mason-Tennessee (1-800-961-6266)


ACCESSORIES, continued

FASCIA CORNERS

*P370

DESCRIPTION: Stamped aluminum, outside corner. *Use on P240 Fascia.*

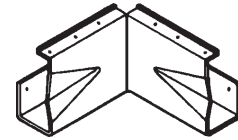
COLORS: B-Black, C-Clay, G-Colonial Gray, K-Dark Bronze, L-Colonial Blue, R-Brown, V-Ivory, W-White



*P371


DESCRIPTION: Stamped aluminum, inside corner. *Use on P240 Fascia.*

COLORS: B-Black, C-Clay, G-Colonial Gray, K-Dark Bronze, L-Colonial Blue, R-Brown, V-Ivory, W-White



*Special degree corners available upon request.

"B" STYLE ELBOWS



P524

DESCRIPTION: 2" X 3" aluminum

COLORS: K-Dark Bronze, R-Brown, V-Ivory, W-White



Mason-Birmingham (1-800-868-4100)
Mason-Dallas (1-800-756-2766)
Mason-Louisiana (1-800-753-4867)
Mason-New Jersey (1-800-579-0551)

Mason-Raleigh (1-800-476-2593)
Mason-Midwest (1-800-925-0291)
Mason-Charlotte (1-800-396-3009)
Mason-Tennessee (1-800-961-6266)

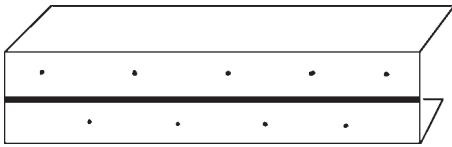


FIGURE 1

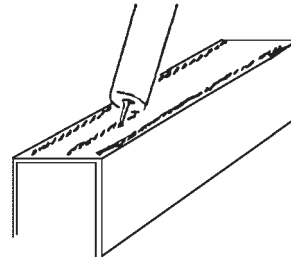


FIGURE 2

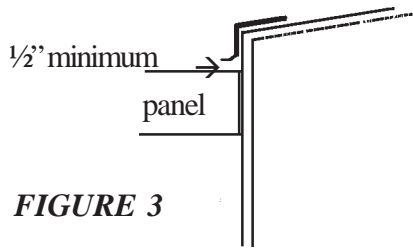


FIGURE 3

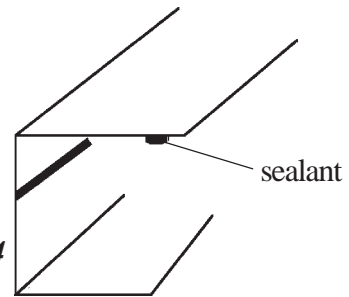


FIGURE 4




FIGURE 5

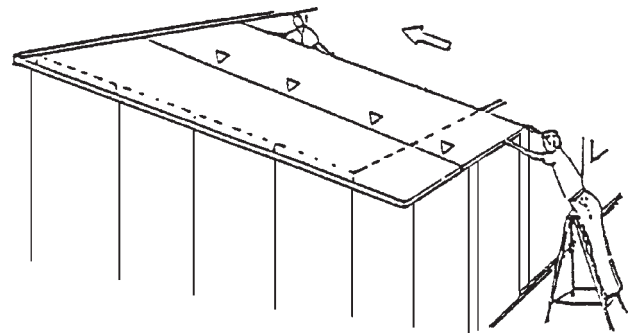


FIGURE 6

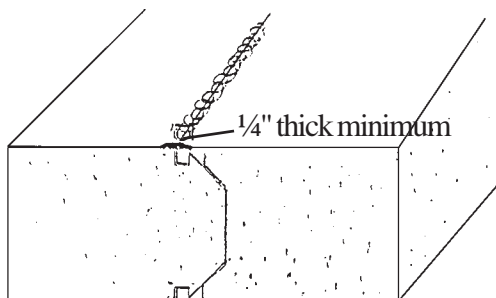


FIGURE 7

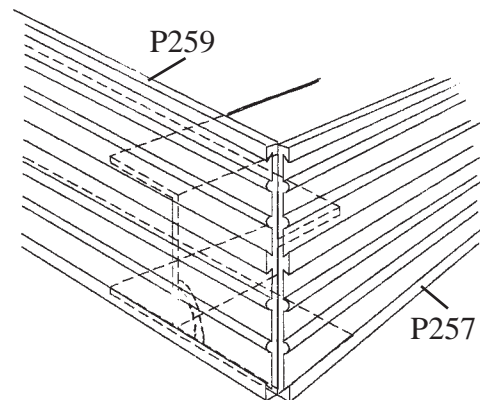


FIGURE 8



MASON CORPORATION