

INSULATED ROOF SYSTEM COMPONENTS CATALOG

Corporate Office

123 Oxmoor Road West • Birmingham, AL 35209
P.O. Box 59226 • Birmingham, AL 35259-9226
Telephone: 1/800/868-4100
Fax: (205) 945-4304

Mason-Columbia • 4B Sunbelt Court Columbia, SC 29203

Telephone: 1/866/649-3009 • Fax: (803) 461-6072

Mason-Dallas • 2080 McDaniel, Suite 125 Carrollton, TX 75006

Telephone: 1/800/756-2766 • Fax: (972) 247-7656

Mason-Kansas City • 1912 East 19th Street Kansas City, MO 64127

Telephone: 1/800/925-0291 • Fax: (816) 241-7314

Mason-Knoxville • 1487 Amherst Road, Suite B Knoxville, TN 37909

Telephone: 1/800/961-6266 • Fax: (865) 687-3841

Mason-Little Rock • 700 North Palm North Little Rock, AR 72114

Telephone: 1/800/611-5162 • Fax: (501) 955-2147

Mason-Raleigh • 1601 Lake Wheeler Road Raleigh, NC 27603

Telephone: 1/800/476-2593 • Fax: (919) 836-1944



INSULATED ROOF PANELS AND COMPONENTS

INSULATED ROOF PANELS



P105

P106 with Fan Beam

Composed of laminated polystyrene and aluminum sheets bonded together with an ICBO approved structural adhesive. Aluminum sheets are 3003-H16. The polystyrene (EPS) density = 1.0 PCF. Panel coverage: 4' wide X 3" thick and *2' wide by 3" thick (*Stocked in Raleigh only).

P105

DESCRIPTION: .024 aluminum
COLORS: *V-Ivory, W-White
LENGTHS: 10', 12', 14', 16' 18', 20, 24'
**Ivory stocked in Dallas location only*

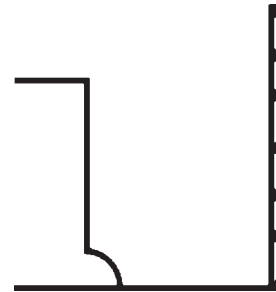
P106

DESCRIPTION: .024 aluminum
COLORS: *V-Ivory, W-White
LENGTHS: 10', 12', 14', 16', 18', 20', 24' special order, in white only

FASCIA GUTTER

P257

DESCRIPTION: .058 extruded aluminum
 (6063-T6 alloy and temper)
Use with gutterless fascia.
COLORS: C-Clay, V-Ivory, W-White
LENGTHS: 24'



FASCIA, GUTTERLESS

P259

DESCRIPTION: .050" extruded aluminum
 (6063-T6 alloy and temper)
Use with fascia gutter.
COLORS: C-Clay, V-Ivory, W-White
LENGTHS: 25'

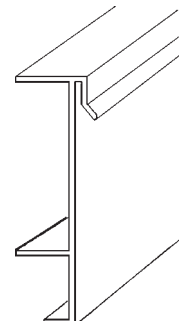


DRIPEDGE FASCIA

P236

COLORS: C-Clay, K-Dark Bronze, W-White
LENGTHS: 25'

Use with any house gutter.



Mason-Birmingham (1-800-868-4100)
 Mason-Dallas (1-800-756-2766)
 Mason-Louisiana (1-800-753-4867)
 Mason-New Jersey (1-800-579-0551)

Mason-Raleigh (1-800-476-2593)
 Mason-Midwest (1-800-925-0291)
 Mason-Charlotte (1-800-396-3009)
 Mason-Tennessee (1-800-961-6266)

INSULATED ROOF PANELS AND COMPONENTS

FASCIA, GUTTERED

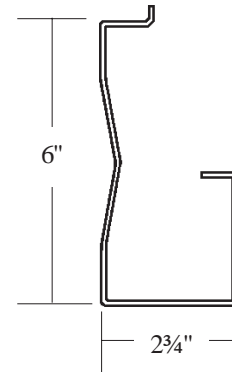
P240

DESCRIPTION: .050 roll formed aluminum

COLORS: B-Black, C-Clay, G-Colonial Gray,
K-Dark Bronze, L-Colonial Blue,
R-Brown, V-Ivory, W-White

LENGTHS: 20', 24', 30', 42'

Use with P370 outside corners, P380 panel receiver
and P549 gutter plug.



PANEL RECEIVER

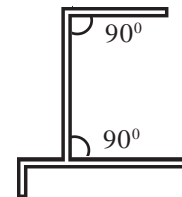
P380

DESCRIPTION: .050 extruded aluminum

Use to adapt roof panels to P240 fascia.

COLORS: W-White

LENGTHS: 24'



WALL HANGER

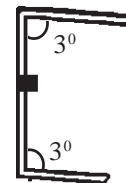
P381

DESCRIPTION: .050 extruded aluminum
with thermal break

COLORS: W-White

LENGTHS: 24'

Provides 5/8" slope per foot of projection.



U-CHANNEL

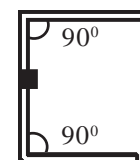
P382

DESCRIPTION: .050 extruded aluminum, with
thermal break.

*Use to mount roof panels to chimneys and other wall
protrusions.*

COLORS: W-White

LENGTHS: 24'



Mason-Birmingham (1-800-868-4100)
Mason-Dallas (1-800-756-2766)
Mason-Louisiana (1-800-753-4867)
Mason-New Jersey (1-800-579-0551)

Mason-Raleigh (1-800-476-2593)
Mason-Midwest (1-800-925-0291)
Mason-Charlotte (1-800-396-3009)
Mason-Tennessee (1-800-961-6266)

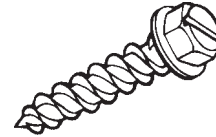
INSULATED ROOF PANELS AND COMPONENTS

INSTALLATION SCREW

A409

DESCRIPTION: #12-11 X 1½" slotted, indented, 5/16" hex washer head. Type AB zinc plated steel.

COLORS: A-Mill Finish



A410

DESCRIPTION: #12-11 X 2" slotted, indented, 5/16" hex washer head. Type A zinc plated steel.

COLORS: A-Mill Finish

Use to connect unit to wood structure.

Use T313 chuck.

STANDARD PACKAGE: 100 each

THRU-BOLT, COMPLETE

P410

DESCRIPTION: ¼" X 4" plated hex head bolt and nut with washers.

Use to attach roof panels to beam.

COLORS: A-Mill Finish



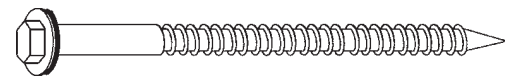
SCREW

P418

DESCRIPTION: ¼" X 4" lag bolt, with 7/16" hex head with 7/16" neoprene washer

Use to attach 3" insulated roof panels to Clearview and Panorama enclosure wall system or screen enclosure.

COLORS: A-Mill Finish



TEK® SCREW

H410

DESCRIPTION: #8-18 X ½" hex, plated

Use to attach P380, P381, P382 to roof panels and fascia gutter.

COLORS: C-Clay, K-Bronze, V-Ivory, W-White



Mason-Birmingham (1-800-868-4100)
 Mason-Dallas (1-800-756-2766)
 Mason-Louisiana (1-800-753-4867)
 Mason-New Jersey (1-800-579-0551)

Mason-Raleigh (1-800-476-2593)
 Mason-Midwest (1-800-925-0291)
 Mason-Charlotte (1-800-396-3009)
 Mason-Tennessee (1-800-961-6266)

INSULATED ROOF PANELS AND COMPONENTS

FASTENER BAR CLIP

P255

DESCRIPTION: .050 extruded aluminum clip,
1" X 3"

Use to stabilize top edge of P240 fascia gutter.

COLORS: A-Mill Finish



CORNER ANGLE

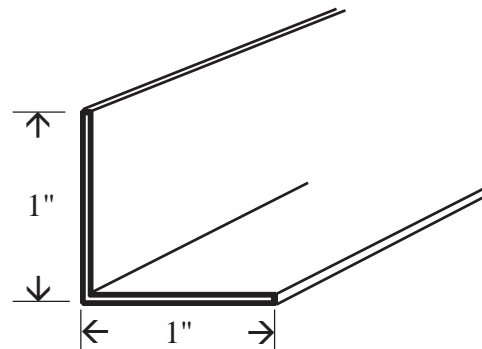
P301

DESCRIPTION: .038" X 1" X 1" X 6" long

COLORS: W-White

LENGTHS: 6" long

Use to connect gutter to false fascia.

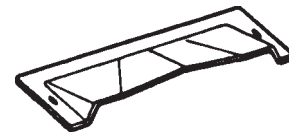


DRAIN CAPS

P521

DESCRIPTION: Stamped aluminum

COLORS: B-Black, C-Clay, G-Gray, K-Dark Bronze,
L-Light Blue, R-Brown, V-Ivory, W-White



WIDE FLANGE OUTLET TUBE

P624

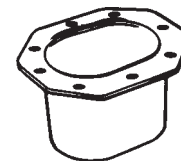
DESCRIPTION: 2" X 3" outlet

COLORS: A-Mill Finish

P623

DESCRIPTION: 3" X 4" outlet

COLORS: A-Mill Finish



Mason-Birmingham (1-800-868-4100)
Mason-Dallas (1-800-756-2766)
Mason-Louisiana (1-800-753-4867)
Mason-New Jersey (1-800-579-0551)

Mason-Raleigh (1-800-476-2593)
Mason-Midwest (1-800-925-0291)
Mason-Charlotte (1-800-396-3009)
Mason-Tennessee (1-800-961-6266)

INSULATED ROOF PANELS AND COMPONENTS


DOWNSPOUTS

P522

DESCRIPTION: 2" X 3" aluminum

COLORS: C-Clay, K-Dark Bronze, R-Brown,
V-Ivory, W-White

LENGTHS: 10'



P532

DESCRIPTION: 3" X 4" aluminum

COLORS: W-White

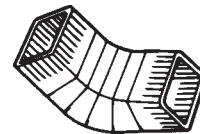
LENGTHS: 10'

"A" STYLE ELBOWS

P523

DESCRIPTION: 2" X 3" aluminum

COLORS: C-Clay, K-Dark Bronze, R-Brown,
V-Ivory, W-White



P533

DESCRIPTION: 2" X 4" aluminum

COLORS: K-Dark Bronze, V-Ivory

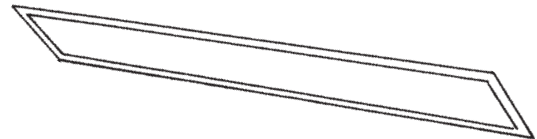
DOWNSPOUT STRAPS

P524

DESCRIPTION: Aluminum

For 2" X 3" downspouts.

COLORS: C-Clay, K-Dark Bronze, R-Brown,
V-Ivory, W-White



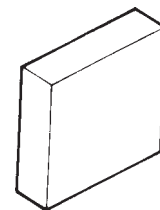
GUTTER PLUG

P549

DESCRIPTION: Polystyrene

COLORS: W-White

Use to plug open end of P240 fascia.



Mason-Birmingham (1-800-868-4100)
Mason-Dallas (1-800-756-2766)
Mason-Louisiana (1-800-753-4867)
Mason-New Jersey (1-800-579-0551)

Mason-Raleigh (1-800-476-2593)
Mason-Midwest (1-800-925-0291)
Mason-Charlotte (1-800-396-3009)
Mason-Tennessee (1-800-961-6266)

INSULATED ROOF PANELS AND COMPONENTS

SILICONE SEALANT

P882

COLORS: Clear, Clay, Bronze, White

Use at all panel connections and at all screw and joint connections.



TAPE

P602

DESCRIPTION: Peel and seal tape (tar tape)

LENGTHS: 3" wide by 33½' per roll

Use to seal seams of insulated panels.



SPRAY PAINT

P860

DESCRIPTION: 4½ oz. spray paint can

COLORS: C-Clay, G-Gray, K-Dark Bronze,
L-Light Blue, R-Brown, V-Ivory, W-White

Use to touch up roll formed fascia.



Mason-Birmingham (1-800-868-4100)
Mason-Dallas (1-800-756-2766)
Mason-Louisiana (1-800-753-4867)
Mason-New Jersey (1-800-579-0551)

Mason-Raleigh (1-800-476-2593)
Mason-Midwest (1-800-925-0291)
Mason-Charlotte (1-800-396-3009)
Mason-Tennessee (1-800-961-6266)

ACCESSORIES

FASCIA, GUTTERLESS

P235

Use with P234 double gutter.

COLORS: K-Dark Bronze, W-White

LENGTHS: 25'



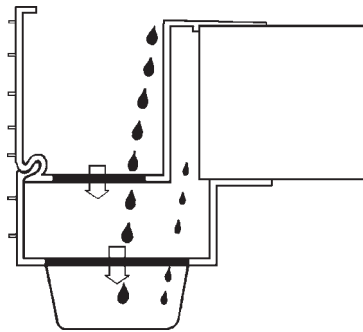
Stocked in Raleigh location only

DOUBLE GUTTER

P234

COLORS: K-Dark Bronze, W-White

LENGTHS: 24'



Stocked in Raleigh location only

P247

DESCRIPTION: .058 extruded aluminum
(6063-T6 alloy and temper)

Use with gutterless fascia.

COLOR: K-Dark Bronze

LENGTH: 24'



Stocked in Raleigh location only

P248

DESCRIPTION: .050" extruded aluminum
(6063-T6 alloy and temper)

Use with fascia gutter.

COLOR: K-Dark Bronze

LENGTH: 25'



Stocked in Raleigh location only



Mason-Birmingham (1-800-868-4100)
 Mason-Dallas (1-800-756-2766)
 Mason-Louisiana (1-800-753-4867)
 Mason-New Jersey (1-800-579-0551)

Mason-Raleigh (1-800-476-2593)
 Mason-Midwest (1-800-925-0291)
 Mason-Charlotte (1-800-396-3009)
 Mason-Tennessee (1-800-961-6266)


ACCESSORIES, continued

FASCIA CORNERS

*P370

DESCRIPTION: Stamped aluminum, outside corner. *Use on P240 Fascia.*

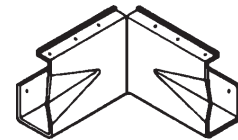
COLORS: B-Black, C-Clay, G-Colonial Gray, K-Dark Bronze, L-Colonial Blue, R-Brown, V-Ivory, W-White



*P371


DESCRIPTION: Stamped aluminum, inside corner. *Use on P240 Fascia.*

COLORS: B-Black, C-Clay, G-Colonial Gray, K-Dark Bronze, L-Colonial Blue, R-Brown, V-Ivory, W-White



*Special degree corners available upon request.

"B" STYLE ELBOWS



P524

DESCRIPTION: 2" X 3" aluminum

COLORS: K-Dark Bronze, R-Brown, V-Ivory, W-White



Mason-Birmingham (1-800-868-4100)
Mason-Dallas (1-800-756-2766)
Mason-Louisiana (1-800-753-4867)
Mason-New Jersey (1-800-579-0551)

Mason-Raleigh (1-800-476-2593)
Mason-Midwest (1-800-925-0291)
Mason-Charlotte (1-800-396-3009)
Mason-Tennessee (1-800-961-6266)

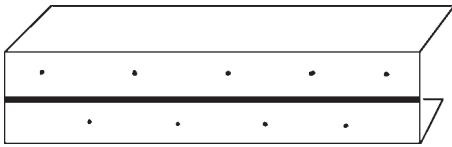


FIGURE 1

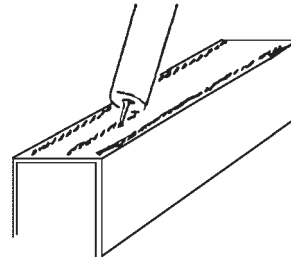


FIGURE 2

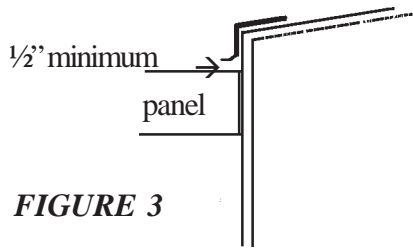


FIGURE 3

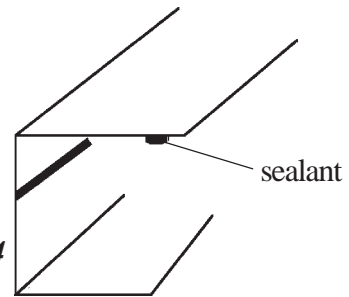


FIGURE 4




FIGURE 5

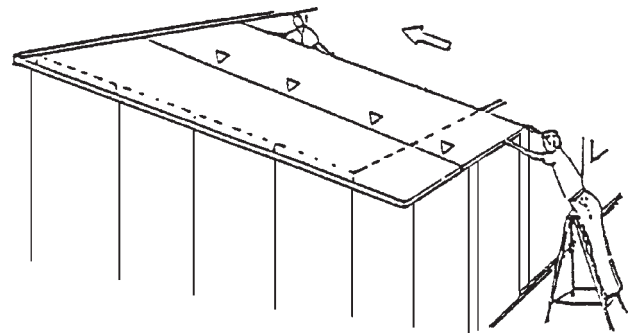


FIGURE 6

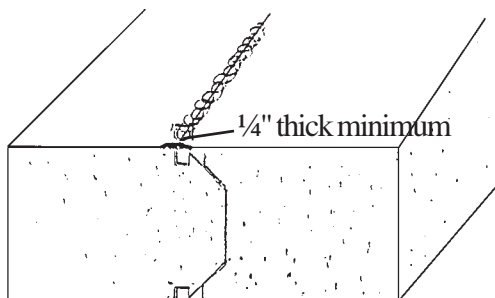


FIGURE 7

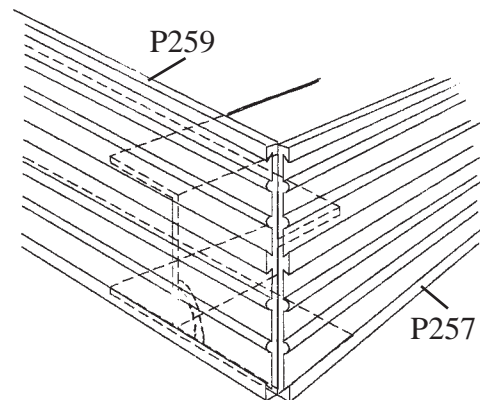


FIGURE 8



MASON CORPORATION