

P SERIES CATALOG Carports and Patio Covers

Corporate Office

123 Oxmoor Road West • Birmingham, AL 35209
P.O. Box 59226 • Birmingham, AL 35259-9226
Telephone: 1/800/868-4100
Fax: (205) 945-4304

Mason-Columbia • 4B Sunbelt Court
Columbia, SC 29203

Telephone: 1/866/649-3009 • Fax: (803) 461-6072

Mason-Dallas • 2080 McDaniel, Suite 125
Carrollton, TX 75006

Telephone: 1/800/756-2766 • Fax: (972) 247-7656

Mason-Kansas City • 1912 East 19th Street
Kansas City, MO 64127

Telephone: 1/800/925-0291 • Fax: (816) 241-7314

Mason-Knoxville • 1487 Amherst Road, Suite B
Knoxville, TN 37909

Telephone: 1/800/961-6266 • Fax: (865) 687-3841

Mason-Little Rock • 700 North Palm
North Little Rock, AR 72114

Telephone: 1/800/611-5162 • Fax: (501) 955-2147

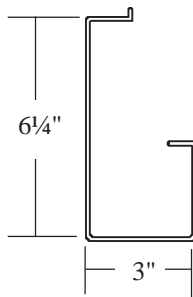
Mason-Raleigh • 1601 Lake Wheeler Road
Raleigh, NC 27603

Telephone: 1/800/476-2593 • Fax: (919) 836-1944



P243 FASCIA AND ACCESSORIES

FASCIA, GUTTERED



P243

DESCRIPTION: .078 extruded aluminum
Use in commercial or deluxe residential canopies.

COLORS: Dark Bronze, White, Anodized

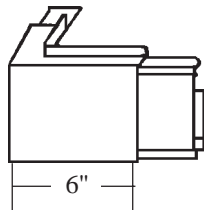
LENGTHS: 24'

OUTSIDE CORNER, 90°

P263

DESCRIPTION: .078 extruded aluminum

COLORS: Dark Bronze, White, Anodized

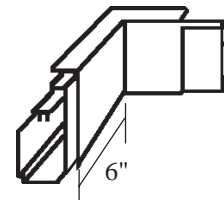


INSIDE CORNER, 90°

P264

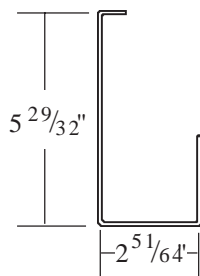
DESCRIPTION: .078 extruded aluminum

COLORS: Dark Bronze, White, Anodized



*Special degree corners available by special order. See page 19 of this catalog for details.

SPLICE CHANNEL



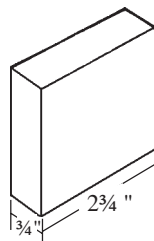
P253

DESCRIPTION: .078 extruded aluminum
Splice fascia for P243

COLORS: Mill

LENGTHS: 3'

GUTTERPLUG



P551

DESCRIPTION: Polystyrene, fits P243

COLOR: White

Use to plug gutter when using side fascia or hanging rail.



MASON CORPORATION

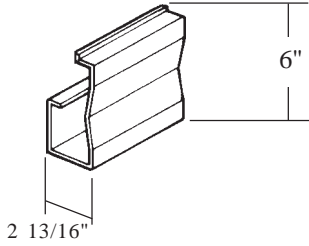
123 Oxmoor Road, West • Birmingham, Alabama 35209

(205) 942-4100 • Toll Free 1/800/868-4100

Fax (205) 945-4304

P240 FASCIA AND ACCESSORIES

FASCIA, GUTTERED



P240

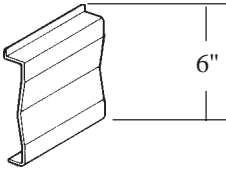
DESCRIPTION: .050 roll formed aluminum

Uses P258 inside splice when required.

COLORS: Dark Bronze, Clay, Colonial Gray, Colonial Blue, Brown, Ivory, White

LENGTHS: 20', 24', 30'

FASCIA, GUTTERLESS



P238

DESCRIPTION: .050 roll formed aluminum.

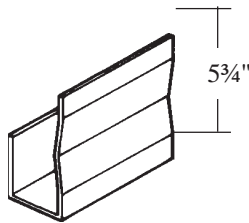
Use as end fascia with P240 guttered fascias.

Use P549W gutter plugs and P301W corner angles.

COLORS: Dark Bronze, Ivory, White,

LENGTHS: 20'3", 24'3"

FASCIA SPLICE



P258

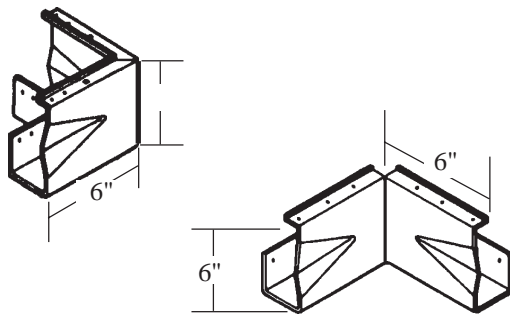
DESCRIPTION: .065 extruded aluminum

Use to splice P240 roll formed fascia.

COLORS: Mill Finish

LENGTHS: 2', 10'

FASCIA CORNERS



*P370

DESCRIPTION: Stamped aluminum outside corner.

*P371

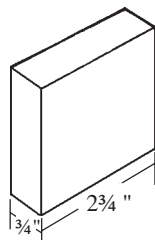
DESCRIPTION: Stamped aluminum inside corner.

Use with P240 roll formed fascia.

COLORS: Clay, Colonial Gray, Dark Bronze, Colonial Blue, Brown, Ivory, White

***Special degree corners available by special order.
See page 19 for details.**

GUTTERPLUG



P549

DESCRIPTION: Polystyrene, fits P240

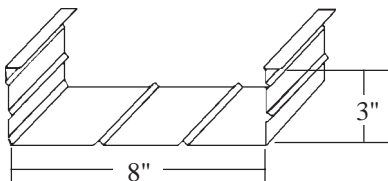
COLOR: White

Use to plug gutter when using side fascia or hanging rail.



8" FLAT PAN AND ACCESSORIES

8" FLAT PANS



P143

DESCRIPTION: .023" roll formed aluminum

P144

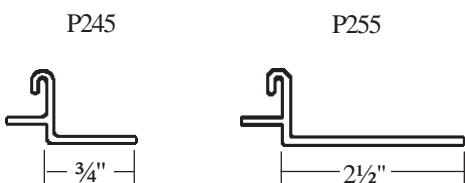
DESCRIPTION: .030" roll formed aluminum

P145

DESCRIPTION: .038" roll formed aluminum

COLORS: Ivory, White

FASTENER BARS



P245

DESCRIPTION: .040 extruded aluminum

P255

DESCRIPTION: .050 extruded aluminum

Use with guttered fascia.

COLORS: Mill Finish

LENGTHS: 1", 10'

HANGING RAIL

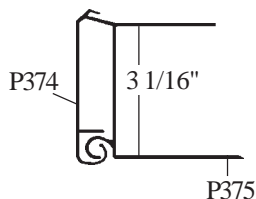
P374/375

DESCRIPTION:

Extruded aluminum

COLORS: White

LENGTHS: 20', 24'



SEALING TAPE

P600

DESCRIPTION:


3" wide X 50' long double faced tape

COLOR: White

Use in P374, P375 hanging rail



SKYLITE



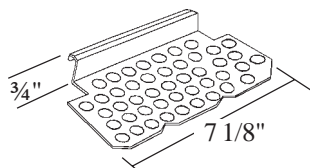
P139

DESCRIPTION: Opaque PVC

For P143, P144, and P145 flat pans.

LENGTHS: 20', 24'

LEAF GUARD



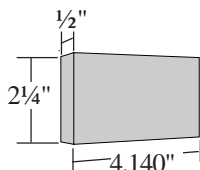
P535

DESCRIPTION: .024" stamped aluminum

Use with 8" flat pans.

COLORS: Mill Finish

PESTOP



P538

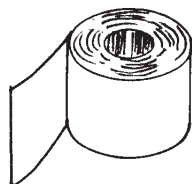
DESCRIPTION:

1/2" thick X 2 1/4" X 4.140 polystyrene

Use with P139 skylight.

COLOR: White

FLASHING



P038

DESCRIPTION:

.019 ga. aluminum X 24" wide

COLORS: White

LENGTHS: 50'



MASON CORPORATION

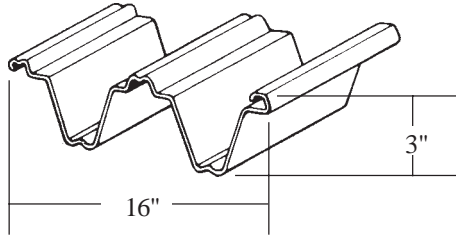
123 Oxmoor Road, West • Birmingham, Alabama 35209

(205) 942-4100 • Toll Free 1/800/868-4100

Fax (205) 945-4304

16" W-PAN AND ACCESSORIES

3" DEEP X 16" WIDE "W" PANS



P151

DESCRIPTION: 26 gauge steel (.020), smooth

COLORS: Ivory, White

P175

DESCRIPTION: .019 aluminum

COLORS: Ivory, White

P176

DESCRIPTION: .025 aluminum

COLORS: Ivory, White

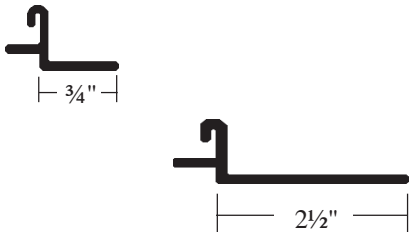
*P177

DESCRIPTION: .032 aluminum

COLORS: Dark Bronze, Brown, Ivory, White

**P177 available in white on white or white on ivory
Steel not guaranteed against rust.*

FASTENER BAR



P245

DESCRIPTION: .040 extruded aluminum

Use with guttered fascia

COLORS: Mill finish

LENGTH: 10'

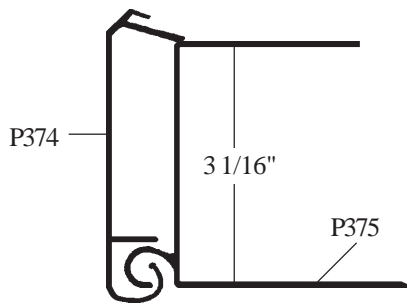
P255

DESCRIPTION: .050 extruded aluminum

COLORS: Mill Finish

LENGTHS: 1", 10'

HANGING RAIL



P374/375

DESCRIPTION: extruded aluminum

Use P600 sealing tape

COLOR: White

LENGTHS: 20', 24'



MASON CORPORATION

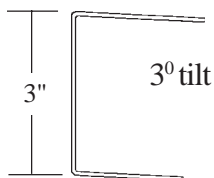
123 Oxmoor Road, West • Birmingham, Alabama 35209

(205) 942-4100 • Toll Free 1/800/868-4100

Fax (205) 945-4304

16" W-PAN AND ACCESSORIES

WALL HANGER



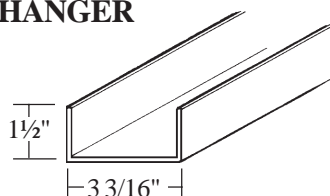
P526

DESCRIPTION: .050" extruded aluminum

COLOR: White, Ivory

LENGTHS: 20', 24'

WALL HANGER




P384

DESCRIPTION: .050" extruded aluminum

COLOR: White, Ivory

LENGTHS: 24'

SKYLIGHT



P140

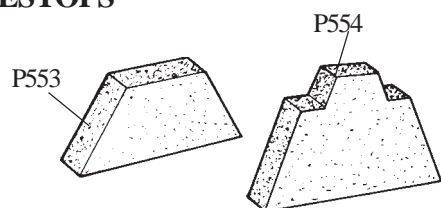
DESCRIPTION: .062" rigid PVC, 4" coverage

Use with 16" W-pans only

COLOR: Tan

LENGTHS: 20', 24'

PESTOPS



P553

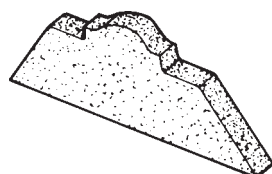
P554

DESCRIPTION: Polyethylene pestop.

Use with 16" X 3" W-panels.

COLORS: Charcoal, White

PESTOP



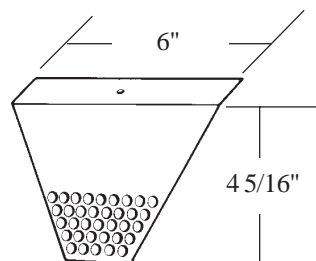
P555

DESCRIPTION: Polyethylene pestop.

Use with P140 skylight panel.

COLORS: Charcoal, White

LEAF GUARD



P556

DESCRIPTION: .020" stamped aluminum.

Use on ends of 16" X 3" w-panels.

COLOR: White



MASON CORPORATION

123 Oxmoor Road, West • Birmingham, Alabama 35209

(205) 942-4100 • Toll Free 1/800/868-4100

Fax (205) 945-4304

12" ROOF PANEL AND ACCESSORIES

SEALING TAPE



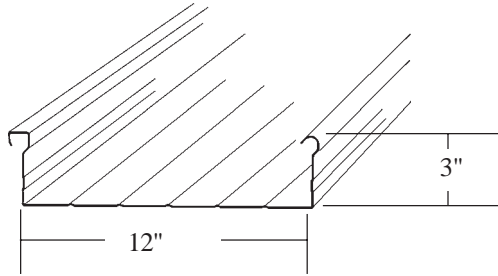
P600

DESCRIPTION: 3" wide X 50' long
double faced tape.

Use with P374, P375 hanging rail.

COLORS: White

3" X 12" RISER PAN - 5 RIB



P160

DESCRIPTION: .024" roll formed aluminum

COLORS: Ivory, White, White on White

LENGTHS: As required

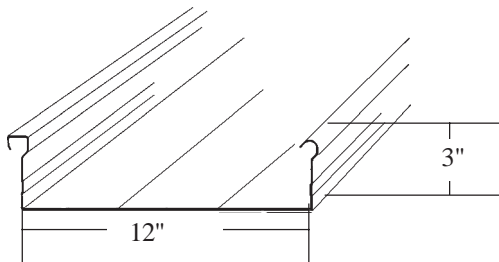
P162

DESCRIPTION: .030" roll formed aluminum

COLORS: Ivory, White, White on White

LENGTHS: As required

3" X 12" RISER PAN - 2 RIB



P163

DESCRIPTION: .024" roll formed aluminum

COLORS: Ivory, White

LENGTHS: As required

P164

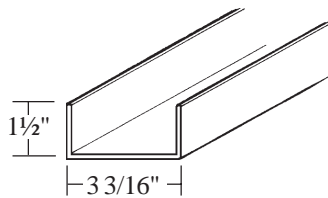
DESCRIPTION: .030" roll formed aluminum

COLORS: Ivory, White

LENGTHS: As required

Please specify open or dammed ends.

WALL HANGER



P384

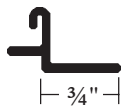
DESCRIPTION: .050" extruded aluminum

COLOR: White, Ivory*

LENGTHS: 24'

*Lead time required

FASTENER BAR



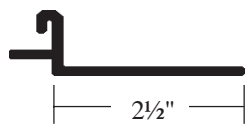
P245

DESCRIPTION: .040 extruded aluminum

Use with guttered fascia

COLORS: Mill finish

LENGTH: 10'



P255

DESCRIPTION: .050 extruded aluminum

COLORS: Mill Finish

LENGTHS: 1", 10'



MASON CORPORATION

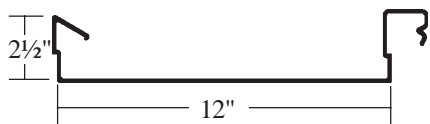
123 Oxmoor Road, West • Birmingham, Alabama 35209

(205) 942-4100 • Toll Free 1/800/868-4100

Fax (205) 945-4304

E-Z LOK® ROOF PANELS

2½" DEEP X 12" WIDE FLAT PANS E-Z-LOK, ALUMINUM AND STEEL



K048

DESCRIPTION: 24 gauge steel

COLORS: White

K056

DESCRIPTION: .028" roll formed aluminum

COLORS: Ivory, White

K057

DESCRIPTION: .032" roll formed aluminum

COLORS: Dark Bronze on White-

K072

DESCRIPTION: .036" roll formed aluminum

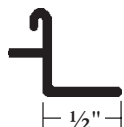
COLORS: White

LENGTHS: 20', 24', 30'

Requires lead time.

Steel not guaranteed against rust.

FASTENER BAR



P246

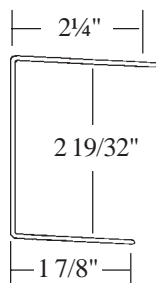
DESCRIPTION: .040 extruded aluminum

Use with guttered fascia

COLORS: Mill finish

LENGTH: 10'

WALL HANGER



P383

DESCRIPTION: .050 extruded aluminum

3° pitch for 2½" deep panels. Provides 5/8" slope per foot of projection.

COLOR: White

LENGTH: 24'





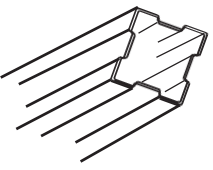
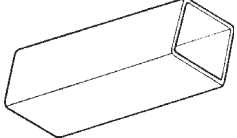
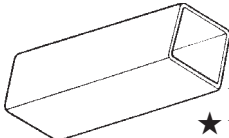
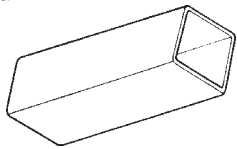
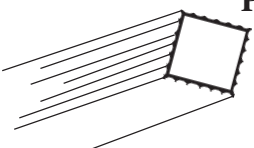
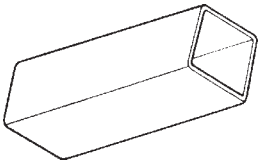
MASON CORPORATION

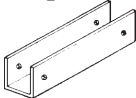



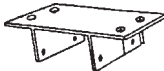
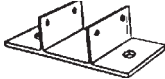


123 Oxmoor Road, West • Birmingham, Alabama 35209

(205) 942-4100 • Toll Free 1/800/868-4100

Fax (205) 945-4304

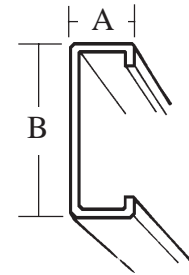
POST AND BRACKET CHART

POSTS	LENGTH	8'	10'	12'	14'	20'	24'
Flat, Ornamental, Aluminum .060" extruded, White One-Half Flat, Ornamental .060" extruded, White	 <p style="text-align: center;">P300 P310</p>	●	●				
2" Square Steel 16 Gauge •White	 <p style="text-align: center;">P335</p>	●	●				
3" Square Aluminum .060" extruded •White •Dark Bronze •Ivory	 <p style="text-align: center;">P315</p>	●	●	●		●	●
3" Square Aluminum .125" extruded •White •Dark Bronze •Anodized	 <p style="text-align: center;">P329</p>	●	●	●	●		● ★
3" Square Steel 14 Gauge •White •Dark Bronze •Brown •Ivory	 <p style="text-align: center;">P363</p>		●	●	●		
				★ ★	★		
		★ - White only ★ ★ - Black, only stocked in 12' lgth.					
3" Square Aluminum .078" extruded •White •Dark Bronze •Ivory	 <p style="text-align: center;">P378</p>	●	●	●	●	●	●
3" Square Aluminum .063" extruded, fluted •White •Dark Bronze •Ivory	 <p style="text-align: center;">P379</p>	●	●	●		●	●
4" Square Aluminum .125" extruded •Anodized •White •Dark Bronze	 <p style="text-align: center;">P330</p>		●	●			

1½" BRACKET	2" POST BRACKETS		3" POST BRACKETS				4" BRACKET
P312 Cap and Base 	P342 Top Bracket 	P351 Bottom Bracket 	P350 Top Bracket 	P353 Beam Bracket 	P354 Bottom Bracket 	P357 "H" Bracket 	P345 Top and Bottom Bracket 
●							
	●	●					
			●	●	●	●	
			●	●	●	●	
			●	●	●	●	
			●	●	●	●	
			●	●	●	●	
							●

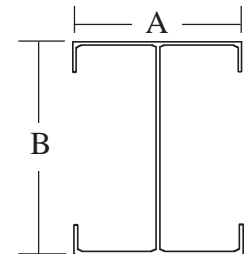
BEAMS

STEEL "C" BEAMS						
CAT #	A	B	T	LENGTH	FINISH	SPLICE Cat.# Lgth
*K748	2½"	8"	14 gauge	20', 24', 30', 40'	Primed	K749 30"
*K726	3½"	10"	12 gauge	20', 24', 30', 40'	Primed	K725 30"

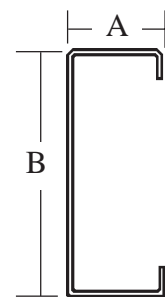


*Stocked in Dallas only - check price and availability.

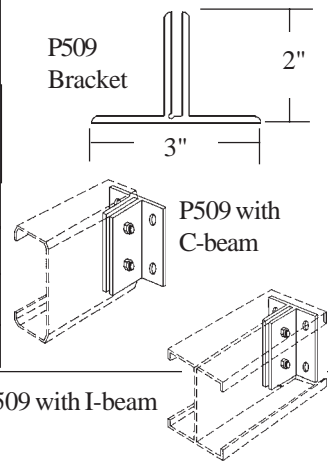
ALUMINUM "T" BEAMS						
CAT #	A	B	T	LENGTH	FINISH	SPLICE Cat.#
P200	5½"	7"	Extruded aluminum	20', 24', 30'	Dark Bronze, Ivory, White	P201



ALUMINUM "C" BEAMS						
CAT #	A	B	T	LENGTH	FINISH	SPLICE Cat.#
P201	2¾"	6¾"	Extruded aluminum	20', 24'	Dark Bronze, Ivory, White	P202
P203	3"	10"	Extruded aluminum	20', 24', 30'	Dark Bronze, White, Ivory	P204
P204	2.62"	9.58"	Extruded aluminum	3', (54")	Dark Bronze, White	NA
P205	1¾"	5"	Extruded aluminum	20', 24'	White	NA



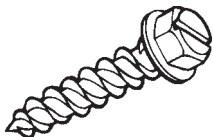
BEAM TO WALL CONNECTING BRACKET EXTRUDED ALUMINUM				
BRACKET NUMBER	COLOR	FITS BEAM	SIZE	BRACKET LENGTH
P509 0650	W-White	P200	5½" X 7"	6½"
P509 0625	W-White	P201	2 9/16" X 6¾"	6¼"
P509 0925	W-White	P203	3" X 10"	9¼"
P509 0475	W-White	P205	1¾" X 5"	4¾"



MASON CORPORATION
 123 Oxmoor Road, West • Birmingham, Alabama 35209
 (205) 942-4100 • Toll Free 1/800/868-4100
 Fax (205) 945-4304

MISCELLANEOUS ACCESSORIES & FASTENERS

INSTALLATION SCREW



A409

DESCRIPTION: #12 X 1½" slotted, indented, 5/16" hex washer head. Type AB plated steel.

COLORS: Mill Finish

A410

DESCRIPTION: #12 X 2" slotted, indented, 5/16" hex washer head. Type AB plated steel.

COLORS: Mill Finish

Use to connect unit to wood structure.

Use T313 chuck.

STANDARD PACKAGE: 100 each

SCREW



P401

DESCRIPTION: #14 x ¾" indented, unslotted drill point hex washer head, plated, with neoprene washer.

COLORS: Mill Finish

P403

DESCRIPTION: #14 X ¾" indented, unslotted drill point hex washer head, plated, *without washer*.

COLORS: Mill Finish

P402

DESCRIPTION: #14 X 1½" indented, unslotted drill point hex washer head, plated, with neoprene washer.

COLORS: Mill Finish

Use T315 chuck.

Use for pan to beam connection.

STANDARD PACKAGE: 100 each

TEK® SCREWS



P404

DESCRIPTION: #8 - 18 X ½", indented, unslotted, hex washer head Tek® screw, cadmium or zinc plated.

COLORS: Mill Finish

STANDARD PACKAGE: 100 each

H410

DESCRIPTION: #8 - 18 X ½" hex with Tek® point, plated.

COLORS: Dark Bronze, Ivory, White, Clay

STANDARD PACKAGE: 100 each

Use T315 chuck.



MASON CORPORATION
 123 Oxmoor Road, West • Birmingham, Alabama 35209
 (205) 942-4100 • Toll Free 1/800/868-4100
 Fax (205) 945-4304

MISCELLANEOUS ACCESSORIES & FASTENERS

TEK® SCREW



P412

DESCRIPTION: #10 - 18 X 5/8" indented, unslotted, hex washer head, zinc plated Tek®.

COLORS: Mill Finish, Dark Bronze

STANDARD PACKAGE: 100 each

Use T315 chuck.

SCREW



Limited quantities available

H512

DESCRIPTION: #10 X 1/2" hex head.

COLORS: Dark Bronze, Brown, Ivory, White

STANDARD PACKAGE: 100 each

Use T315 chuck.

SCREW



P405

DESCRIPTION: #14 X 3/4" pan head, Torx® drive, drill point screw, zinc plated

COLORS: Mill Finish, Dark Bronze, White

Use with P243 fascia and corners.

Use T327A Torx® drive bit.

SHEET METAL SCREWS



P406

DESCRIPTION: #10 X 3/8" indented, unslotted, hex washer head, plated, waxed, and hardened. Type AB.

Use T313 chuck. For pan to fascia connection.

COLORS: Mill Finish

STANDARD PACKAGE: 100 each

P407

DESCRIPTION: #10 X 7/16" hex washer head #410 stainless steel.

Use T313 chuck. For pan to fascia connection.

COLORS: Mill Finish

STANDARD PACKAGE: 100 each

P408

DESCRIPTION: #8 X 1/2" hex washer head, #410 stainless steel.

Use T314 chuck. For pan to fascia connection.

COLORS: Mill Finish

STANDARD PACKAGE: 100 each



MASON CORPORATION


123 Oxmoor Road, West • Birmingham, Alabama 35209

(205) 942-4100 • Toll Free 1/800/868-4100

Fax (205) 945-4304

MISCELLANEOUS ACCESSORIES & FASTENERS

BLIND RIVETS



F451

DESCRIPTION: Aluminum, 1/8" diameter with .126" to .187" grip range.

COLORS: A-Mill Finish, K-Dark Bronze, W-White

STANDARD PACKAGE: 100 each

BONDED WASHERS



P413

DESCRIPTION: For #14 screw

P414

DESCRIPTION: For #12 screw

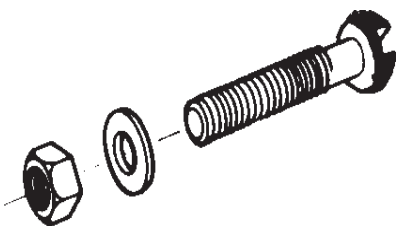
P415

DESCRIPTION: For #10 screw

COLORS: A-Mill Finish

STANDARD PACKAGE: 100 each

BOLT, NUT, AND WASHER



P422

DESCRIPTION: 5/16" - 18 X 3/4" slotted truss head machine screw.

P423

DESCRIPTION: Nut

P424

DESCRIPTION: Washer

COLOR: A-Mill Finish

STANDARD PACKAGE: 100 each



MASON CORPORATION

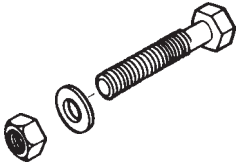
123 Oxmoor Road, West • Birmingham, Alabama 35209

(205) 942-4100 • Toll Free 1/800/868-4100

Fax (205) 945-4304

MISCELLANEOUS ACCESSORIES & FASTENERS

BOLT, NUT, AND WASHER



P429

DESCRIPTION: Consists of:

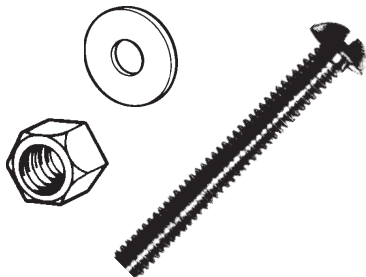
- 12 ea. P425 1/4" - 20 X 3/4" hex head bolt
- 12 ea. P426 nut, zinc chromate finish
- 12 ea. P427 washer, zinc chromate finish

Use with P511 bracket

COLOR: A-Mill Finish

STANDARD PACKAGE: As required

NUT, BOLT, AND WASHER ASSEMBLY



P430

DESCRIPTION: Consists of:

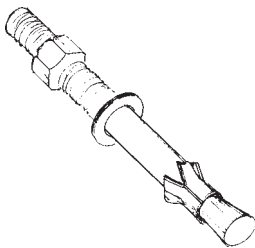
- 1 ea. P430 0001 1/2" X 5" bolt
- 1 ea. P451 1/2" hex head nut
- 2 ea. P448 1/2" washer

Use with 4" column and C-beam

COLOR: A-Mill Finish

STANDARD PACKAGE: As required

ANCHOR



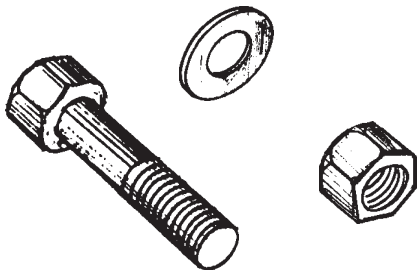
P440

DESCRIPTION: 1/2" X 3 3/4"

COLORS: A-Mill Finish

STANDARD PACKAGE: As required

BOLT, NUT, AND WASHER



P442

DESCRIPTION: Consists of:

- 1 ea. P442 3/8" X 1" unc. hex head bolt, plated ASTM - A307
- 1 ea. P444 3/8" nut
- 1 ea. P446 3/8" washer, plated, 7/16" I.D. X 1" O.D., 1/16" min. thickness

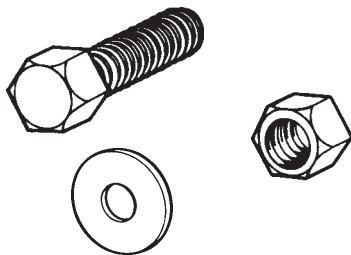
COLOR: A-Mill Finish

STANDARD PACKAGE: As required



MISCELLANEOUS ACCESSORIES & FASTENERS

BOLT, NUT, AND WASHER



P447


DESCRIPTION: Consists of:

- 1 ea. P447 0001 1/2" X 1 1/4" plated hex bolt
- 1 ea. P451 1/2" - 13 N.C., nut, cadmium or zinc plated
- 1 ea. P448 1/2" washer, plated, 9/16" I.D. X 1 3/8" O.D., .086 min. thickness

COLOR: Mill Finish

STANDARD PACKAGE: As required

BOLT, NUT, AND WASHER



P450 0035

DESCRIPTION: 1/2" X 3 1/2" hex bolt

COLOR: Mill Finish

STANDARD PACKAGE: As required

P450 0040

DESCRIPTION: 1/2" X 4" hex bolt

COLOR: Mill Finish

STANDARD PACKAGE: As required



P451

DESCRIPTION: 1/2" - 13 N.C., hex head nut, cadmium or zinc plated

COLOR: Mill Finish

STANDARD PACKAGE: As required

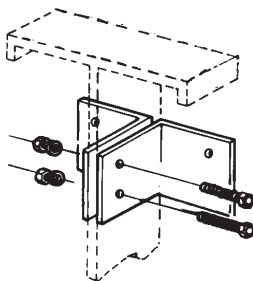


P448

DESCRIPTION: 1/2" washer, plated, 9/16" I.D. X 1 3/8" O.D., .086 min. thickness

COLOR: Mill Finish

STANDARD PACKAGE: 25 per package



P511

DESCRIPTION: 2" X 2", .125" thickness (P429 nuts, bolts, and washers not included)

COLORS: Dark Bronze, Ivory, White

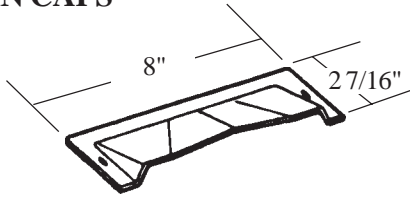
Use to attach beam to fascia.



MASON CORPORATION
 123 Oxmoor Road, West • Birmingham, Alabama 35209
 (205) 942-4100 • Toll Free 1/800/868-4100
 Fax (205) 945-4304

MISCELLANEOUS ACCESSORIES & FASTENERS

DRAIN CAPS

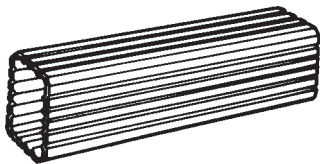


P521

DESCRIPTION: Stamped aluminum

COLORS: C-Clay, G-Colonial Gray
K-Dark Bronze, L-Colonial Blue,
V-Ivory, W-White

DOWNSPOUTS



P522

DESCRIPTION: 2" X 3" aluminum

COLORS: K-Dark Bronze, R-Brown,
V-Ivory, W-White

LENGTH: 10'

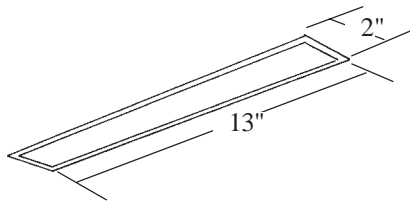
P532

DESCRIPTION: 3" X 4" aluminum

COLOR: W-White

LENGTH: 10'

ORNAMENTAL BAND



P525

COLORS: K-Dark Bronze, R-Brown,
V-Ivory, W-White

STYLE "A" ELBOW



P523

DESCRIPTION: 2" X 3" aluminum

COLORS: K-Dark Bronze, R-Brown,
V-Ivory, W-White

P533

DESCRIPTION: 3" X 4" aluminum

COLOR: W-White



MASON CORPORATION


123 Oxmoor Road, West • Birmingham, Alabama 35209

(205) 942-4100 • Toll Free 1/800/868-4100

Fax (205) 945-4304

MISCELLANEOUS ACCESSORIES & FASTENERS

STYLE "B" ELBOW

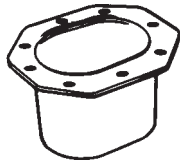


P524

DESCRIPTION: 2" X 3" aluminum

COLORS: Brown, White

WIDE FLANGE OUTLET TUBE



P624

DESCRIPTION: for 2" X 3" downspout


COLOR: Mill Finish

P623

DESCRIPTION: for 3" X 4" downspout

COLOR: Mill Finish

SPRAY PAINT



P860

DESCRIPTION: 4½ ounce can

COLORS: Clay, Colonial Gray, Dark Bronze,
Colonial Blue, Ivory, White

Use for fascia touch-up.

GUTTERSEAL®



P881

DESCRIPTION: 5 ounce tube

COLORS: Mill Finish, White

Use to seal fascia corners and fascia splices.

TUBE CAULK



P882

DESCRIPTION: Sealant

COLORS: Clay, Bronze, White



MASON CORPORATION

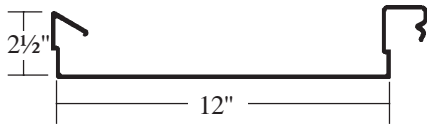
123 Oxmoor Road, West • Birmingham, Alabama 35209

(205) 942-4100 • Toll Free 1/800/868-4100

Fax (205) 945-4304

UNDERDECK COMPONENTS AND ACCESSORIES

2½" DEEP X 12" WIDE FLAT PANS E-Z-LOK, ALUMINUM AND STEEL



LENGTHS: 20', 24', 30'

*Requires lead time.
Steel not guaranteed against rust.*

K048

DESCRIPTION: 24 gauge steel
COLORS: White

K056

DESCRIPTION: .028" roll formed aluminum
COLORS: Ivory, White

K057

DESCRIPTION: .032" roll formed aluminum
COLORS: Dark Bronze on White

K072

DESCRIPTION: .036" roll formed aluminum
COLORS: White

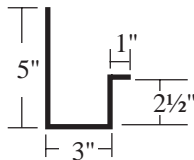
UNDERDECK WALL FLASHING



P020

DESCRIPTION: .040 Roll formed aluminum
COLORS: White, Ivory, Bronze
LENGTHS: 12'

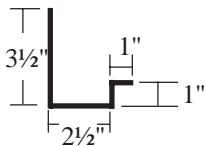
UNDERDECK FRONT DRAIN GUTTER



P021

DESCRIPTION: .040 Roll formed aluminum
COLORS: White, Ivory, Bronze
LENGTHS: 12'

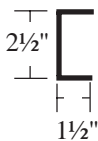
UNDERDECK REAR DRAIN GUTTER



P022

DESCRIPTION: .040 Roll formed aluminum
COLORS: White, Ivory, Bronze
LENGTHS: 12'

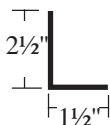
UNDERDECK CHANNEL



P023

DESCRIPTION: .040 Roll formed aluminum
COLORS: White, Ivory, Bronze
LENGTHS: 12'

UNDERDECK ANGLE



P024

DESCRIPTION: .040 Roll formed aluminum
COLORS: White, Ivory, Bronze
LENGTHS: 12'

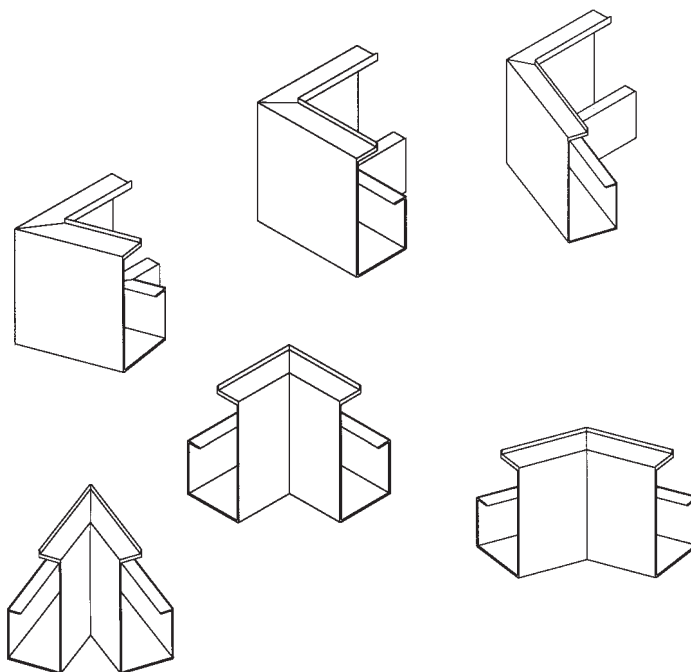


CUSTOM FABRICATED CORNERS

Corners for extruded fascia are welded at 90° as a standard. Corners for roll formed fascia are fabricated at 90° as a standard. Both styles of corners are available at less than or greater than 90° with notches and offsets as required for special job applications. Contact your local Mason Customer Service Department for lead time and pricing.

SPECIAL ANGLE CORNERS

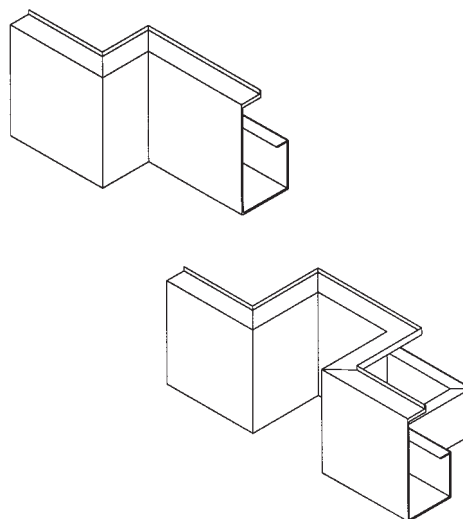
Brown stamped or extruded
 Clay
 Colonial Blue
 Colonial Gray
 Dark Bronze
 Ivory
 White



SPECIAL ANGLE CORNERS

Brown stamped or extruded
 Clay
 Colonial Blue
 Colonial Gray
 Dark Bronze
 Ivory
 White

Use to wrap around downspouts, chimneys, or "stepback" in the wall. Made to order from your measurements.



MASON CORPORATION
 123 Oxmoor Road, West • Birmingham, Alabama 35209
 (205) 942-4100 • Toll Free 1/800/868-4100
 Fax (205) 945-4304